வருவாய்க் கணக்கில் செலவுப் போக்கு விவரம் (ரூபாய் கோடியில்)

TREND OF REVENUE EXPENDITURE (Rupees in Crores)

GENERAL SERVICES

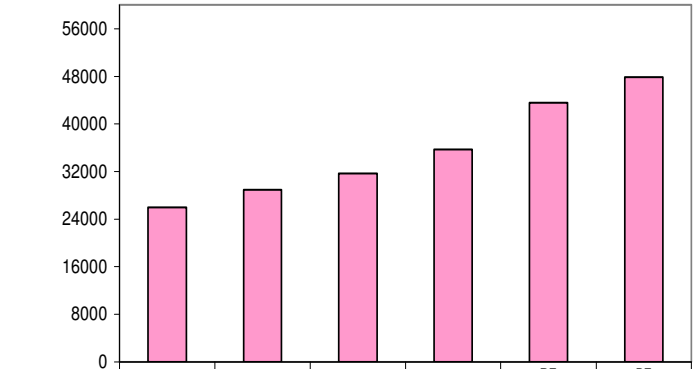

	2010-11	2011-12	2012-13	2013-14	RE 2014-15	BE 2015-16
General Services	25923.43	28941.19	31652.12	35729.24	43549.69	47843.04

SOCIAL SERVICES

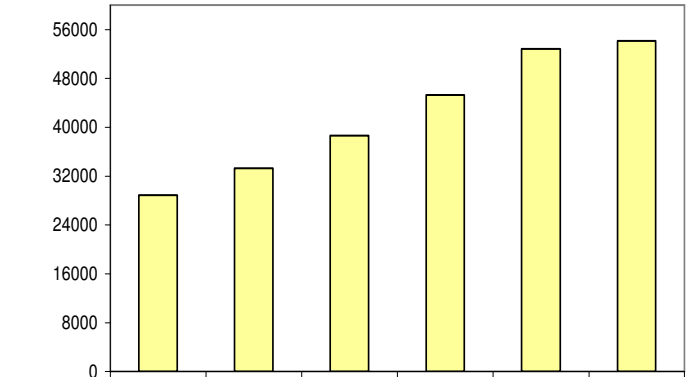

	2010-11	2011-12	2012-13	2013-14	RE 2014-15	BE 2015-16
Social Services	28909.15	33261.75	38622.88	45275.90	52822.99	54138.98

ECONOMIC SERVICES

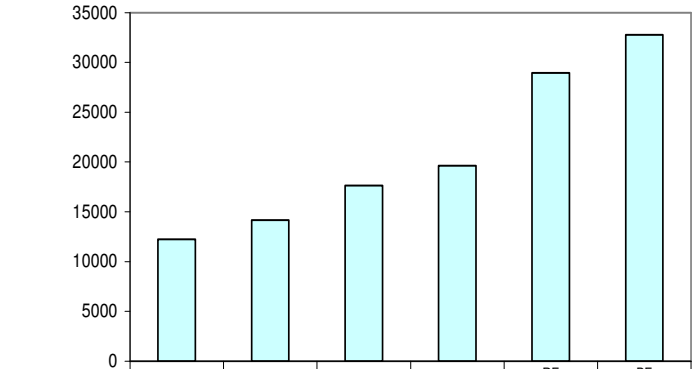

	2010-11	2011-12	2012-13	2013-14	RE 2014-15	BE 2015-16
Economic Services	12222.36	14142.09	17628.36	19644.45	28984.90	32767.36

GRANTS IN AID AND CONTRIBUTIONS

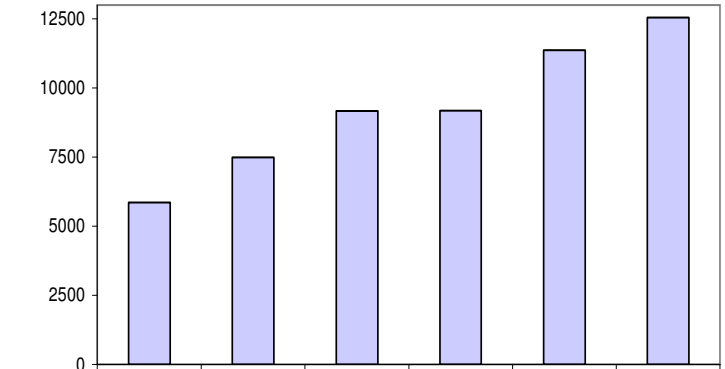

	2010-11	2011-12	2012-13	2013-14	RE 2014-15	BE 2015-16
Grants in Aid	5861.37	7493.02	9164.08	9175.08	11367.80	12547.97