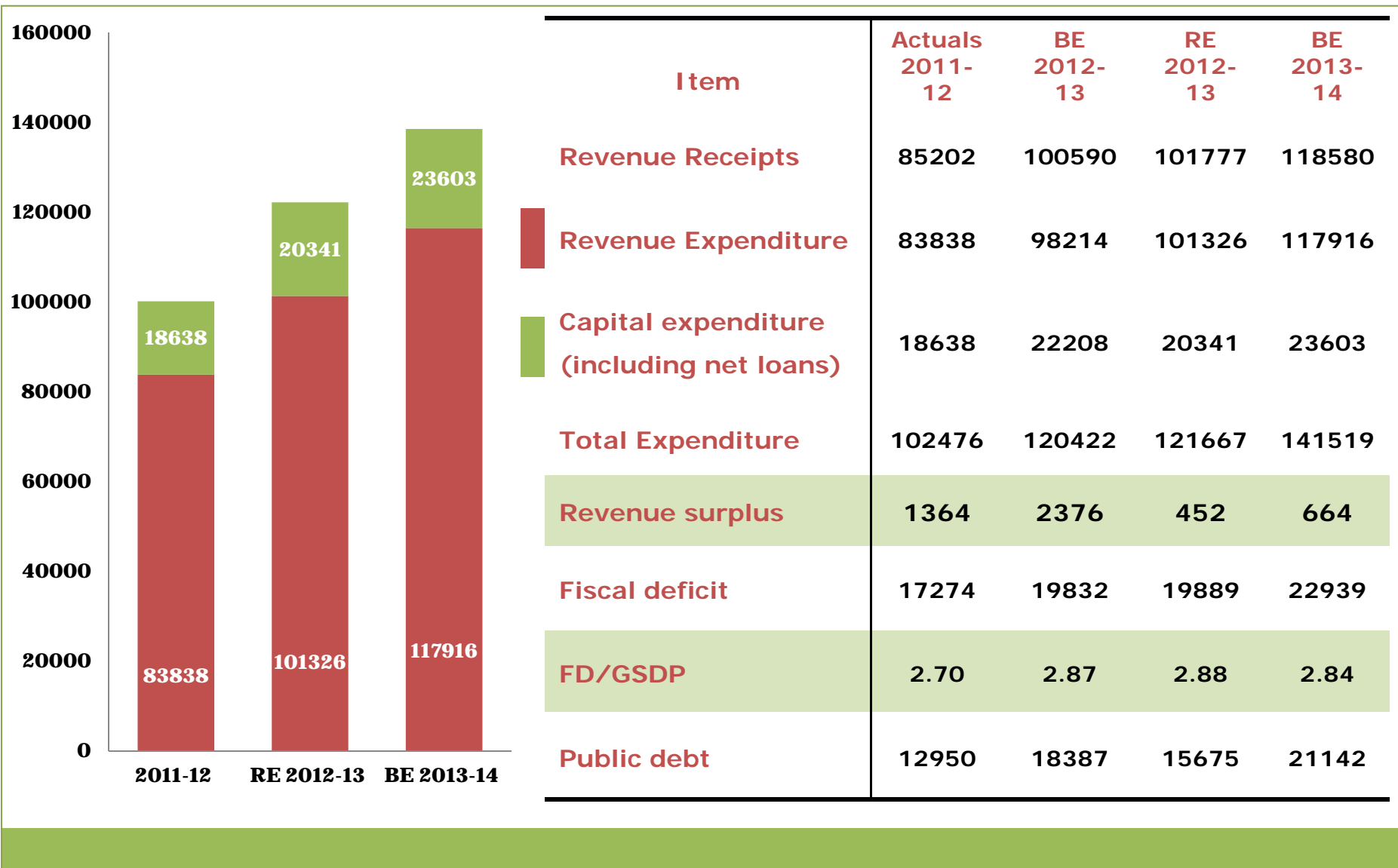
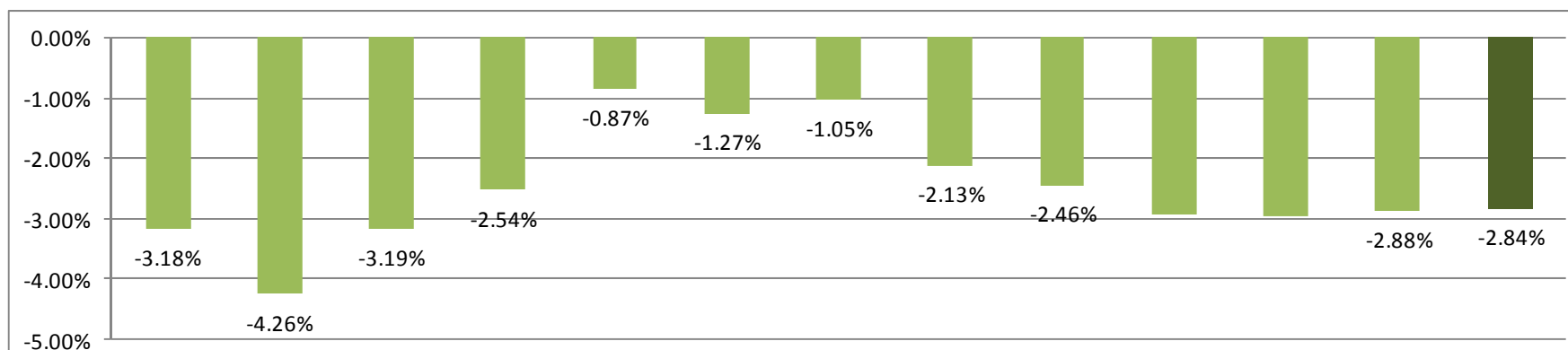
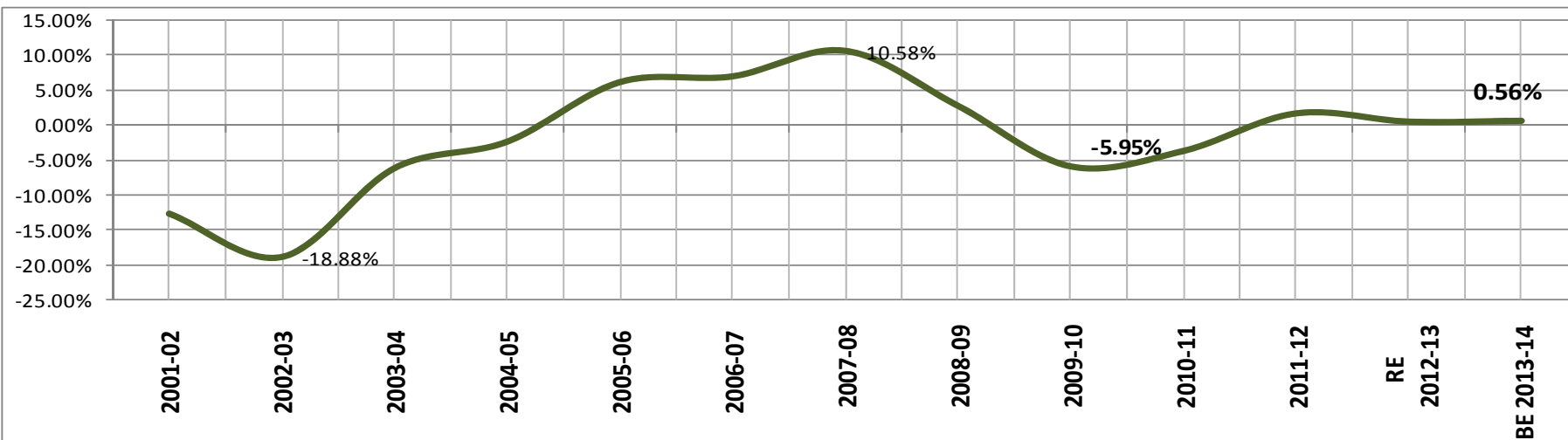




THE BUDGET



Revenue Deficit As % Of Revenue Expenditure



Fiscal Deficit As % of GSDP

Fiscal Reforms and Budgetary Management



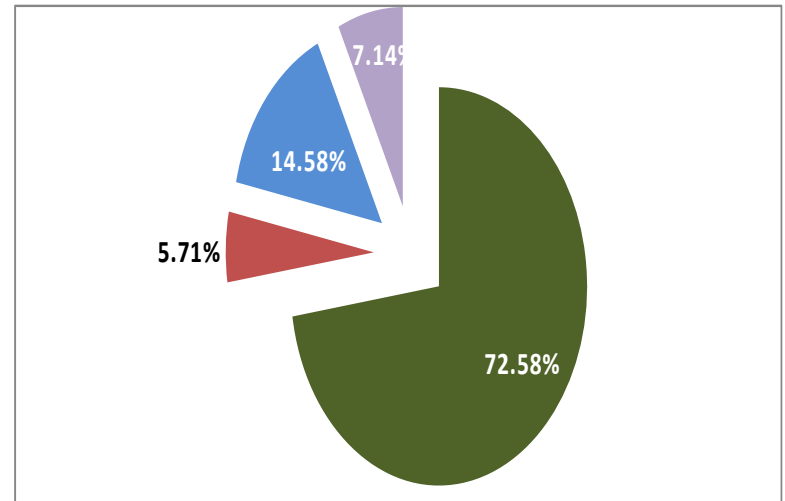
Criterion	Norm	RE 2012-13	BE 2013-14
Revenue Deficit	Surplus	452	664
Fiscal Deficit	3% of GSDP	2.88	2.87
Debt-GSDP Ratio	24.5% of GSDP	19.19	19.18



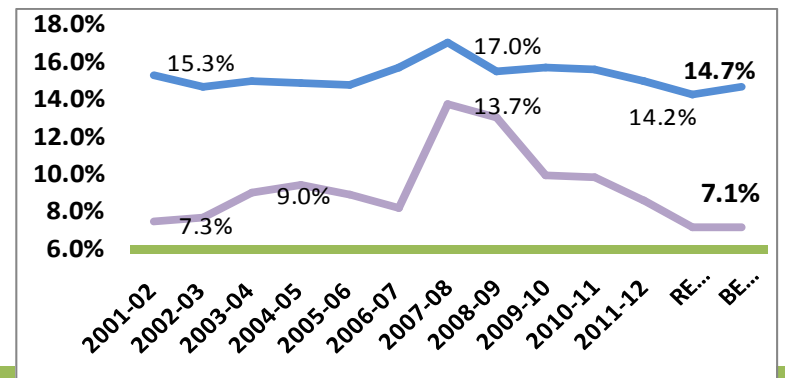
THE REVENUE RECEIPTS

Actuals 2011-12	BE 2012-13	RE 2012-13	BE 2013-14	Source of Revenue
59517	71460	73560	86065	State Own Tax Revenue
5684	6033	6688	6765	Non Tax Revenue
12715	15,032	14519	17286	Share of Central Tax
7286	8,064	7009	8464	Grants-in- Aid from GOI
85202	100,590	101777	118580	Total Revenue Receipts

Budget Estimates 2013-2014

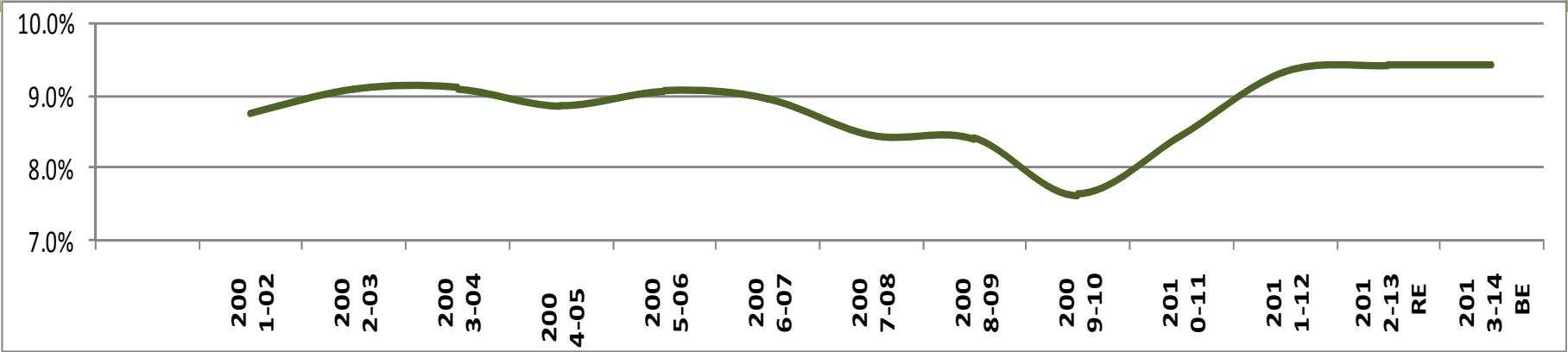


Declining Share of GoI

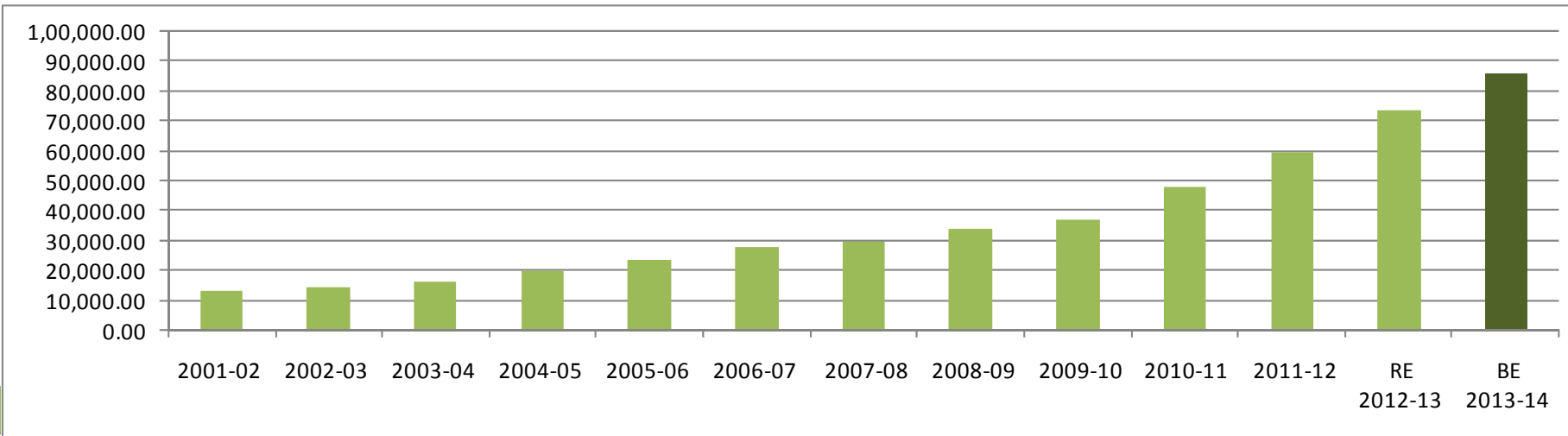


Years →	2011-2012	2012-2013			2013-2014	
STATE'S OWN TAXES	ACCOUNTS	Budget Estimates	Revised Estimates	% Growth over 2011-12	Budget Estimates	% Growth over RE 2012-13
Commercial Taxes	38709	46666	47630	23.04	56025	17.63
Stamp Duty & Registration Fees	6581	8467	8517	29.41	9874	15.93
Excise Duty	9975	11474	12474	25.05	14470	16.00
Motor Vehicle Taxes	3101	4141	4191	35.14	4881	16.46
Others	1151	713	748	-35.01	815	8.95
TOTAL	59517	71460	73560	23.59	86065	17.00

Tax-GSDP Ratio Over The Years



Tax Collection Over The Years



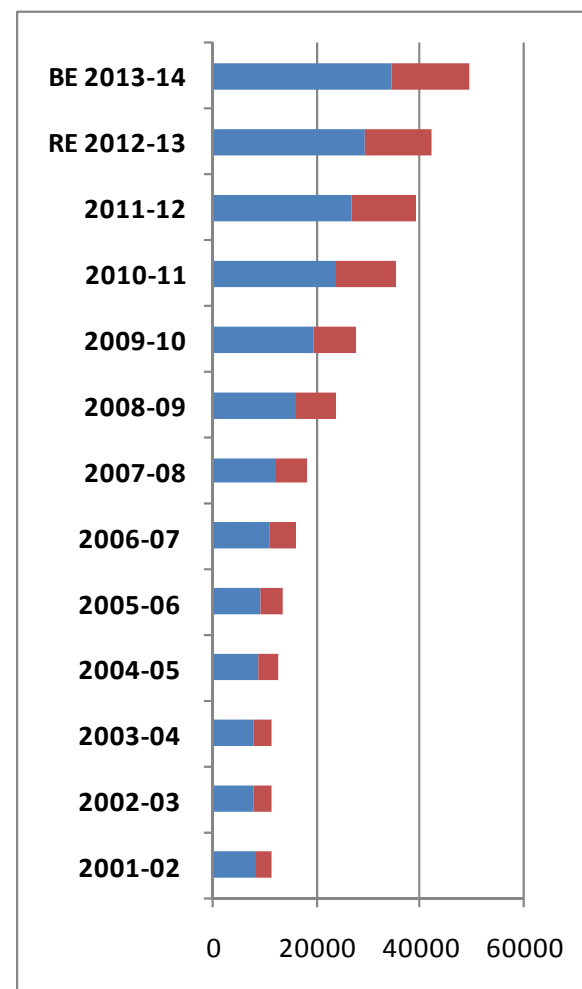


THE EXPENDITURE TRENDS

Revenue Expenditure Trends

Heads	2011-12	BE 2012-13	RE 2012-13	BE 2013-14
Salaries and Wages	26797	29212	29393	34569
Operations and Maintenance	6365	8804	8194	9424
Subsidies and Grants	28973	36190	39977	45176
Pension and other Retirement Benefits	12276	13023	12965	15118
Interest Payments	9418	10945	10754	13585
Others	6	37	43	43
TOTAL	83838	98213	101326	117916

Salaries & Pensions



The Capital Expenditure


Rupees in crores

DEPARTMENT	RE 2012-2013	BE 2013-2014
Roads and Bridges	4043	4511
Urban Development	2114	2489
Education, Sports, Arts and Culture	1811	2156
Infrastructure Development Fund	1000	2000
Housing	1649	1913
Rural Development	1401	1589
Irrigation and Buildings	1651	1943
Water Supply and Sanitation	1668	1373
Energy	1500	1000
Food and Ware Housing	29	581
Others	2299	2950
Total	19165	22505



**THE
MAJOR SCHEMES**

Sl. No.	Important Schemes	BE 2013-14
1	Subsidy to TNEB	5,197
2	Food Subsidy	4,900
3	Social Security Pension	3,462
4	Comprehensive Road Infrastructure Development Programme	2,032
5	Tamil Nadu Infrastructure Development Fund	2,000
6	Free Distribution of Laptop Computers to the Students	1,500
7	Distribution of Mixie, Grinder and Fan	1,500
8	Nutritious Meal Programme	1,493
9	Integrated Child Development Scheme	1,320
10	Jawaharlal Nehru National Urban Renewal Mission	1,092
11	Solar Powered Green House Scheme	1,080
12	Chennai Metro Rail Limited	750





அரசு ஆர்ம்பு சுகாதார நிலையம்



13	Chief Minister's Comprehensive Health Insurance Scheme	750
14	Marriage Assistance Scheme with 4 gram Gold	750
15	Tamil Nadu Village Habitation Improvement Scheme (THAI)	750
16	Integrated Urban Development Mission	750
17	Dr. Muthulakshmi Reddy Maternity Assistance Scheme	720
18	National Agriculture Development Programme	700
19	Sarva Shiksha Abhiyan	700
20	Scholarship for First Generation Graduates	673
21	Special Housing Programme for THANE affected region	667
22	Hogenakkal Water Supply and Fluorosis Mitigation Project	500
23	Chennai Mega City Development Mission	500

24	Member of Legislative Assembly Constituency Development Scheme	470
25	National Rural Health Mission Scheme	465
26	Reducing the drop-out of children from schools in higher classes	381
27	Rastriya Madhyamik Sikhsha Abiyan	367
28	Free distribution of Sarees and Dhoties	363
29	Free Supply of Uniforms to Students	353
30	Free and Concessional Bus Passes to Students	324
31	Free distribution scheme of Sheep / Goat / Milch Cows	250
32	Mahatma Gandhi Rural Employment Guarantee Scheme	225
33	Free Supply of Bicycles to the students	201
35	Tamil Nadu Urban Livelihood Mission	200
36	Project Preparation Fund	200



37	Basic Infrastructure Facility Development in Madurai Corporation	134
38	Free supply of Note books to the Students	111
39	Tamil Nadu Skill Development Mission	100
40	State Balanced Growth Fund	100
41	Free supply of sanitary napkin	55
42	Integrated Scheduled Tribes Development Scheme	50

Sector wise break-up of GSDP 2012-13

